
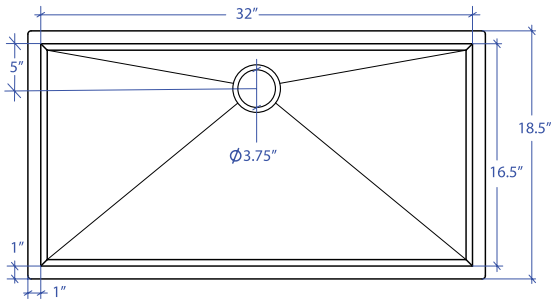


ORION MOUS-656SB



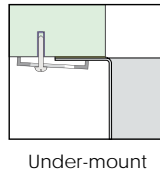
*Custom ADA compliant sinks are available



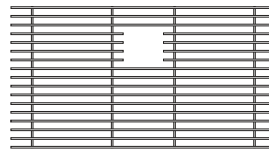
- **FEATURES**
16-gauge type 304 stainless steel
Bevel basin design
- **TECHNICAL INFORMATION**
External dimension: 34" Lx18.5" Wx10" D
Basin dimensions: 32" Lx16.5" Wx10" D
- **FINISHES**
Satin Brushed stainless steel
- **INSTALLATION OPTIONS**
Under-mount
- **MINIMUM CABINET SIZE (I.D.)**
Under-mount 37"

• US DESIGN PATENT D618,324 S


• DUAL-MOUNT INSTALLATION



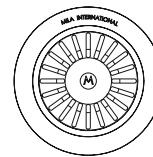
• ACCESSORY OPTIONS



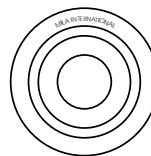
MBG-6513SB
Basin Grid



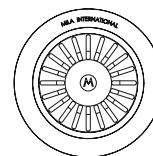
MCB-651BB
Cutting Board



MKD-101SB
Strainer



MDC-101SB
Disposal Collar



MDC-102SB
Disposal Collar

PROJECT INFORMATION			
Project			
Date	/ /	QTY	
Specifier			
Contact			
Note			