
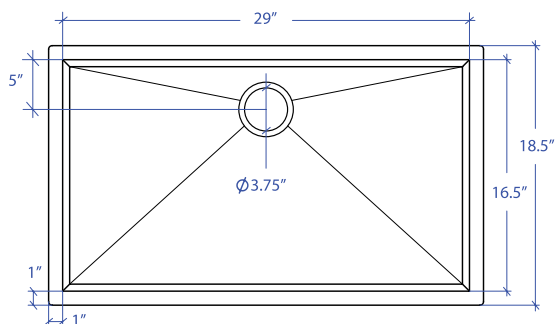


# ORION MOUS-655GPSB



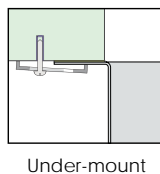
\*Custom ADA compliant sinks are available




- **FEATURES**  
16-gauge type 304 stainless steel  
Bevel basin design
- **TECHNICAL INFORMATION**  
External dimension: 31" Lx18.5" Wx10" D  
Basin dimensions: 29" Lx16.5" Wx10" D
- **FINISHES**  
Graphite PVD Satin Brushed stainless steel
- **INSTALLATION OPTIONS**  
Under-mount
- **MINIMUM CABINET SIZE (I.D.)**  
Under-mount 34"

## • US DESIGN PATENT D618,324 S


## • DUAL-MOUNT INSTALLATION



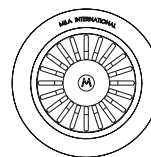
## • ACCESSORY OPTIONS



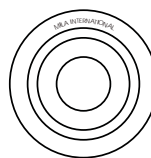
MBG-6511GPSB  
Basin Grid



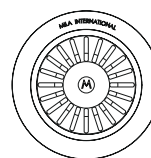
MCB-651BB  
Cutting Board



MKD-101GPSB  
Strainer



MDC-101GPSB  
Disposal Collar



MDC-102GPSB  
Disposal Collar

PROJECT INFORMATION			
Project			
Date	/ /	QTY	
Specifier			
Contact			
Note			