

BATLLÓ MBVB-302RGSB



*ADA compliant

• FEATURES

16-gauge type 304 stainless steel

• TECHNICAL INFORMATION

External dimension: 20-1/4"Lx13-1/4"Wx3-3/4"D
Basin dimensions: 20"Lx13"Wx2-1/4"D

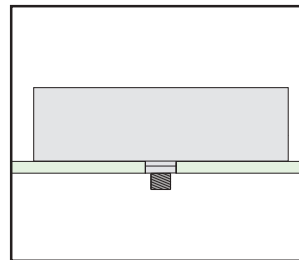
• FINISHES

Rose Gold Satin Brushed stainless steel

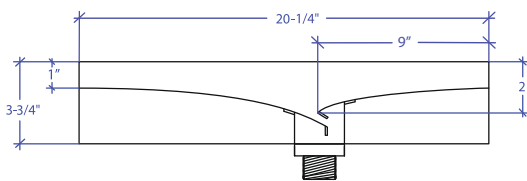
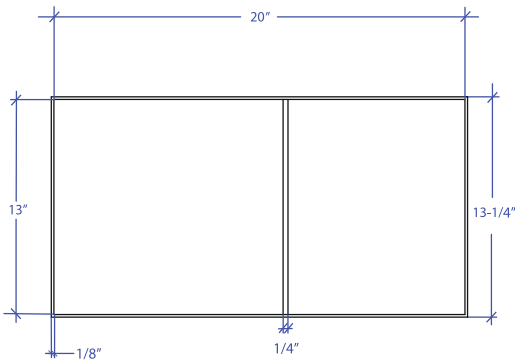
• INSTALLATION OPTIONS

Top-mount

• TOP-MOUNT INSTALLATION



Top-mount



PROJECT INFORMATION			
Project			
Date	/ /	QTY	
Specifier			
Contact			
Note			