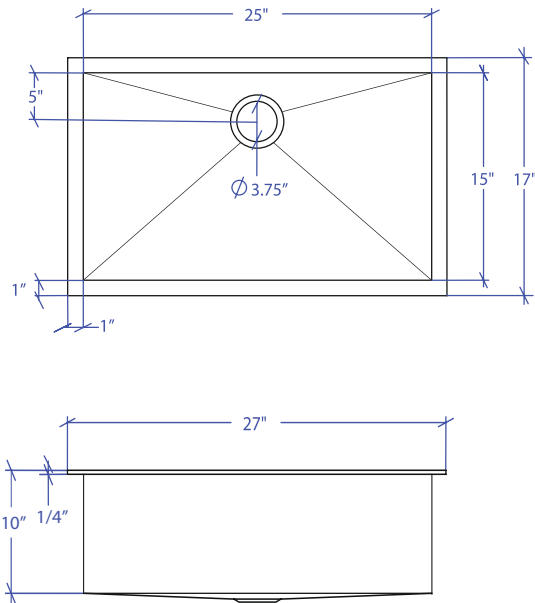


ATELIER MTS-503SB



*Custom ADA compliant sinks are available



• FEATURES

16-gauge type 304 stainless steel
TRI-MOUNT™ installation system

• TECHNICAL INFORMATION

External dimension: 27"Lx17"Wx10"D
Basin dimensions: 25"Lx15"Wx10"D
Frame width: 1"
Frame thickness: 1/4"

• FINISHES

Satin Brushed stainless steel

• INSTALLATION OPTIONS

Flush-mount
Top-mount
Under-mount

• MINIMUM CABINET SIZE (I.D.)

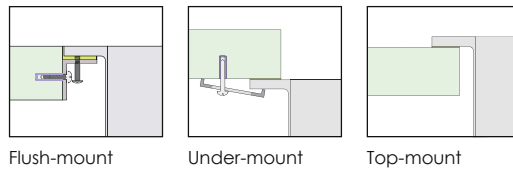
Flush-mount 30"
Top-mount 27"
Under-mount 31"

• INDUSTRY'S ONLY STAINLESS STEEL SINK DESIGNED SPECIFICALLY TO BE FLUSH-MOUNTED


• U.S. PATENT NO. 9,988,799

• CANADIAN PATENT NO. 2579506

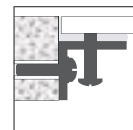
• TRI-MOUNT INSTALLATION




• ACCESSORIES



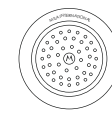
MBG-055SB
Basin Grid



MTK-104AL
Mounting Kit



MCB-501BB
Cutting Board



MKD-101SB
Strainer

PROJECT INFORMATION			
Project			
Date	/ /	QTY	
Specifier			
Contact			
Note			