
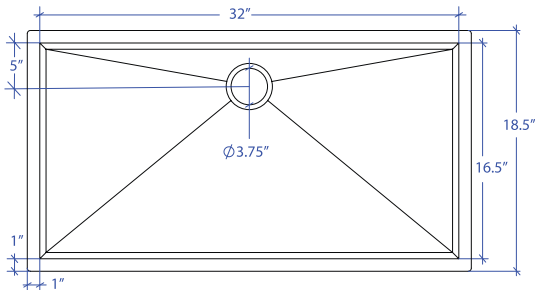


ORION MOUS-656GPSB



*Custom ADA compliant sinks are available



• FEATURES

16-gauge type 304 stainless steel
Bevel basin design

• TECHNICAL INFORMATION

External dimension: 34" Lx18.5" Wx10" D
Basin dimensions: 32" Lx16.5" Wx10" D

• FINISHES

Graphite PVD Satin Brushed stainless steel

• INSTALLATION OPTIONS

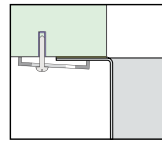
Under-mount

• MINIMUM CABINET SIZE (I.D.)

Under-mount 37"


• US DESIGN PATENT D618,324 S

• DUAL-MOUNT INSTALLATION




Under-mount

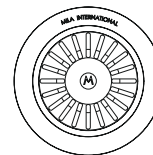
• ACCESSORY OPTIONS



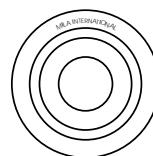
MBG-6513GPSB
Basin Grid



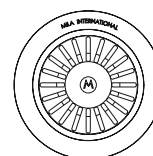
MCB-651BB
Cutting Board



MKD-101GPSB
Strainer



MDC-101GPSB
Disposal Collar



MDC-102GPSB
Disposal Collar

PROJECT INFORMATION			
Project			
Date	/ /	QTY	
Specifier			
Contact			
Note			