
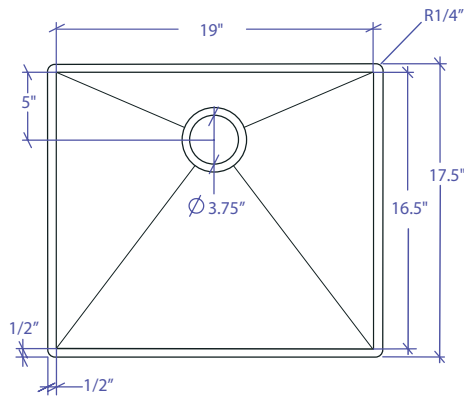


# PROFILE MPOFS-653GDSB-R



\*Flush-Mount Installation Kit is included with each sink  
\*Custom ADA compliant versions are available



## • FEATURES

- 16-gauge type 304 stainless steel
- Stainless steel rim support tubing
- 90° zero radius rim and basin design

## • TECHNICAL INFORMATION

- External dimension: 20" Lx17.5" Wx10" D
- Basin dimensions: 19" Lx16.5" Wx10" D
- Rim width: 1/2"
- Rim thickness: 5/16"
- Rim corner: 1/4" round

## • FINISHES

- Gold PVD satin brushed stainless steel

## • INSTALLATION OPTIONS

- Flush-mount

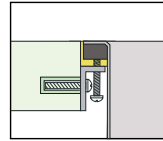
## • MINIMUM CABINET SIZE (I.D.)

- Flush-mount 23"

## • INDUSTRY'S ONLY STAINLESS STEEL SINK DESIGNED SPECIFICALLY TO BE FLUSH-MOUNTED

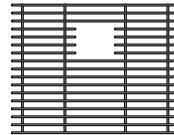
## • INTERNATIONAL PATENT PENDING

## • FLUSH-MOUNT INSTALLATION

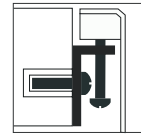


Flush-mount


## • ACCESSORIES OPTIONS



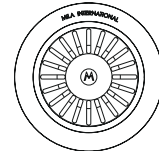
MBG-6506GDSB  
Basin Grid



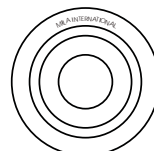
Flush Mount Kit  
(included)  
MTK-616AL



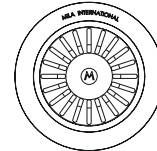
MCB-651BB  
Cutting Board



MKD-101GDSB  
Strainer



MDC-101GDSB  
Disposal Collar



MDC-102GDSB  
Disposal Collar

PROJECT INFORMATION			
Project			
Date	/ /	QTY	
Specifier			
Contact			
Note			