

WORKSTATION MUWS-661GPSB



FEATURES

- 16-gauge type 304 stainless steel
- 5-gauge 304 stainless steel rim

TECHNICAL INFORMATION

- External dimension: 63" L x 18.5" W x 10" D
- Basin dimensions: 61" L x 16.5" W x 10" D
- Rim width: 1" • Rim thickness: 1/16"

FINISHES

- Graphite PVD Satin Brushed stainless steel

INSTALLATION OPTIONS

- Under-mount


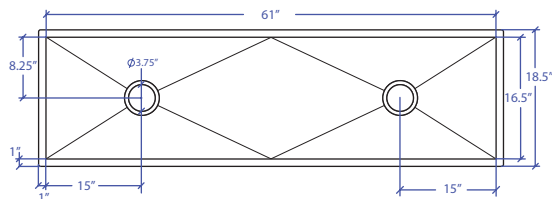
MINIMUM CABINET SIZE (I.D.)

- Under-mount 66"

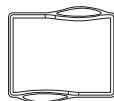
INSTALLATION TYPE



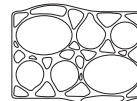
Under-mount



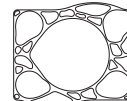
OPTIONAL ACCESSORIES



MWCB-651GPSB
Cutting Board



MWBM-651GPSB
Bain Marie



MWSM-651GPSB
Salad Mixer



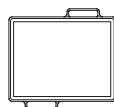
MWC-651GPSB
Colander



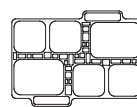
MWSS-651GPSB
Side Sink



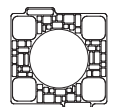
MWRG-651GPSB
Roll up Grid




MWCBFLW-651GPSB
Cutting Board



MWBMFLW-651GPSB
Bain Marie



MWSMFLW-651GPSB
Salad Mixer



MWCFWLW-651GPSB
Colander



MWSSFLW-651GPSB
Side Sink




MWSA-651GPSB
Salad Spinner Adapter



MBG-661GPSB Basin Grid

+



MBG-661GPSB Basin Grid



MKD-101GPSB
Strainer



MDC-101GPSB
Disposal Collar



MDC-102GPSB
Disposal Collar

US Patent No. 9,988,799 CA Patent No. 2579506
International Patent Pending

PROJECT INFORMATION			
Project			
Date	/ /	QTY	
Specifier			
Contact			
Note			

UNDER-MOUNT