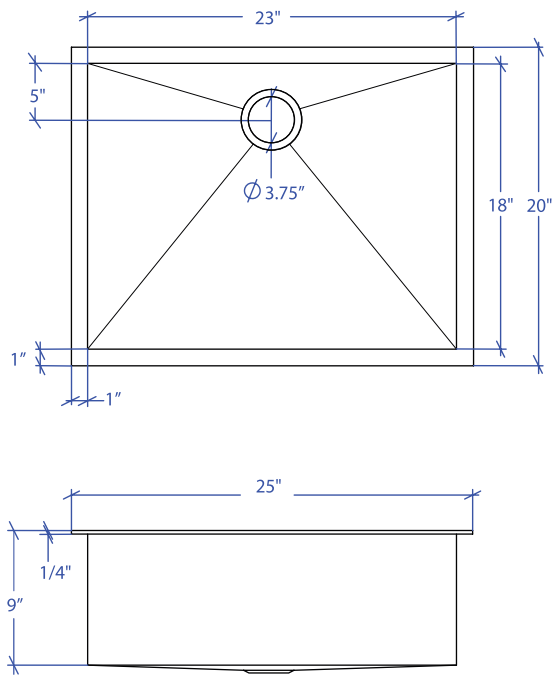


# ATELIER MTS-800SB



\*Custom ADA compliant sinks are available



## • FEATURES

16-gauge type 304 stainless steel  
TRI-MOUNT™ installation system

## • TECHNICAL INFORMATION

External dimension: 25" Lx20" Wx9" D  
Basin dimensions: 23" Lx18" Wx9" D  
Frame width: 1"  
Frame thickness: 1/4"

## • FINISHES

Satin Brushed stainless steel

## • INSTALLATION OPTIONS

Flush-mount  
Drop-in  
Under-mount

## • MINIMUM CABINET SIZE (I.D.)

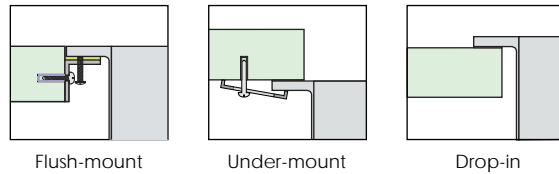
Flush-mount 28"  
Drop-in 25"  
Under-mount 29"

## • INDUSTRY'S ONLY STAINLESS STEEL SINK DESIGNED SPECIFICALLY TO BE FLUSH-MOUNTED

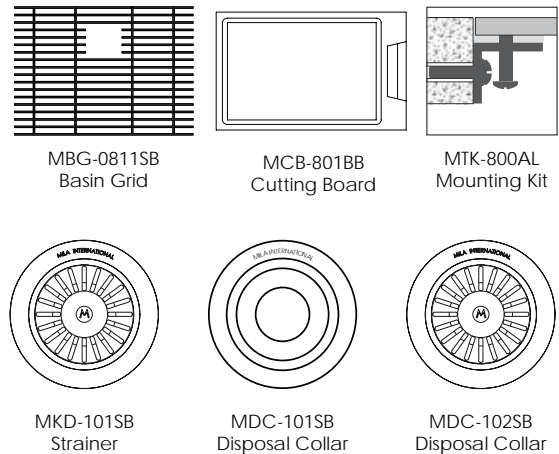
## • U.S. PATENT NO. 9,988,799

## • CANADIAN PATENT NO. 2579506

## • TRI-MOUNT INSTALLATION



## • ACCESSORIES



PROJECT INFORMATION			
Project			
Date	/ /	QTY	
Specifier			
Contact			
Note			