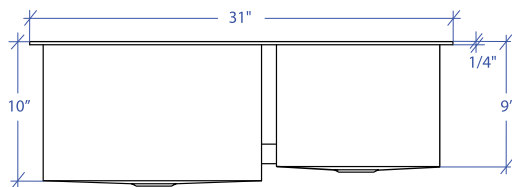
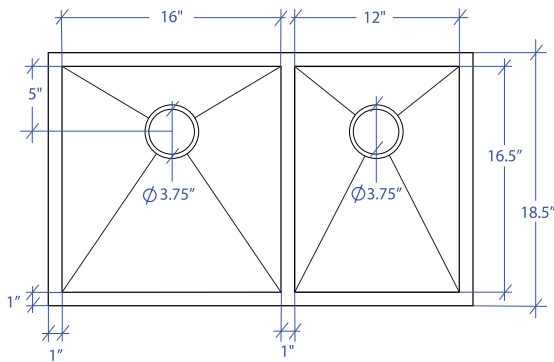


# ATELIER MTD-652SB



\*Custom ADA compliant sinks are available



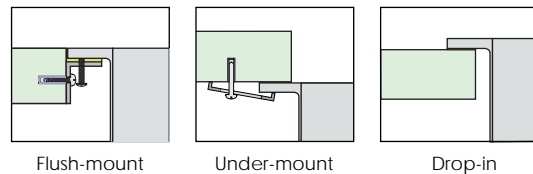
- **FEATURES**  
16-gauge type 304 stainless steel  
TRI-MOUNT™ installation system
- **TECHNICAL INFORMATION**  
External dimension: 31" L x 18.5" W x 10" D  
Basin dimensions:  
Left: 16" L x 16.5" W x 10" D  
Right: 12" L x 16.5" W x 9" D  
Rim width: 1"  
Rim thickness: 1/4"

- **FINISHES**  
Satin brushed stainless steel
- **INSTALLATION OPTIONS**  
Flush-mount  
Drop-in  
Under-mount

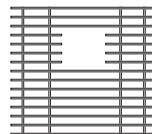
- **MINIMUM CABINET SIZE (I.D.)**  
Flush-mount 34"  
Drop-in 31"  
Under-mount 35"

• **INDUSTRY'S ONLY STAINLESS STEEL SINK DESIGNED SPECIFICALLY TO BE FLUSH-MOUNTED**

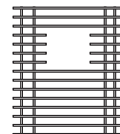
- **U.S. PATENT NO. 9,988,799**
- **CANADIAN PATENT NO. 2579506**
- **TRI-MOUNT INSTALLATION**



• **ACCESSORIES**



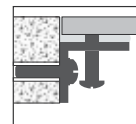
MBG-6504SB  
Basin Grid



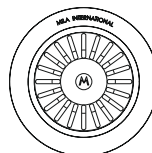
MBG-6501SB  
Basin Grid



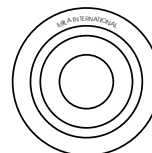
MCB-651BB  
Cutting Board



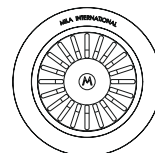
MTK-606AL  
Mounting Kit



MKD-101SB  
Strainer



MDC-101SB  
Disposal Collar



MDC-102SB  
Disposal Collar

PROJECT INFORMATION			
Project			
Date	/ /	QTY	
Specifier			
Contact			
Note			