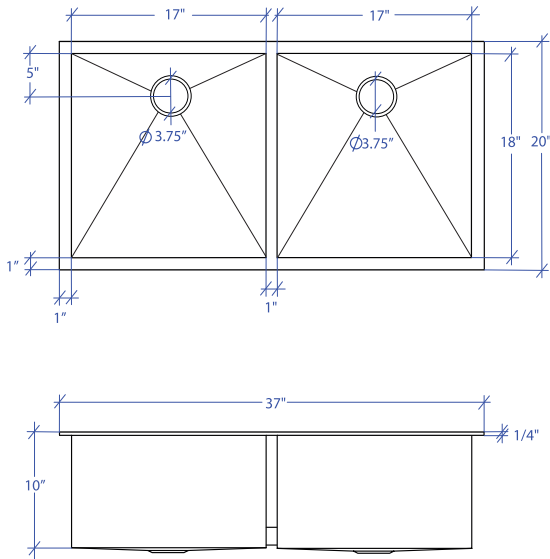


ATELIER MTD-804SB



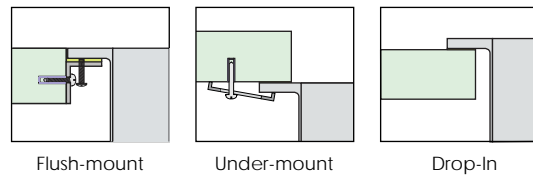
*Custom ADA compliant sinks are available




- FEATURES**
 16-gauge type 304 stainless steel
 TRI-MOUNT™ installation system
- TECHNICAL INFORMATION**
 External dimension: 37" L x 20" W x 10" D
 Basin dimensions:
 Left: 17" L x 18" W x 10" D
 Right: 17" L x 18" W x 10" D
 Rim width: 1"
 Rim thickness: 1/4"
- FINISHES**
 Satin brushed stainless steel
- INSTALLATION OPTIONS**
 Flush-mount
 Drop-in
 Under-mount
- MINIMUM CABINET SIZE (I.D.)**
 Flush-mount 40"
 Drop-In 37"
 Under-mount 41"

INDUSTRY'S ONLY STAINLESS STEEL SINK DESIGNED SPECIFICALLY TO BE FLUSH-MOUNTED


- U.S. PATENT NO. 9,988,799**
CANADIAN PATENT NO. 2579506
TRI-MOUNT INSTALLATION




ACCESSORIES



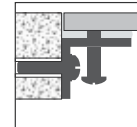
MBG-083BB
Basin Grid



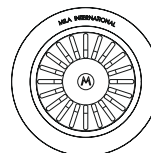
MBG-083SB
Basin Grid



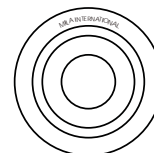
MCB-801BB
Cutting Board



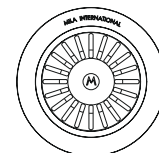
MTK-113AL
Mounting Kit



MKD-101SB
Strainer



MDC-101SB
Disposal Collar



MDC-102SB
Disposal Collar

PROJECT INFORMATION			
Project			
Date	/ /	QTY	
Specifier			
Contact			
Note			