
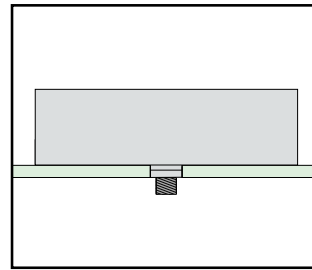
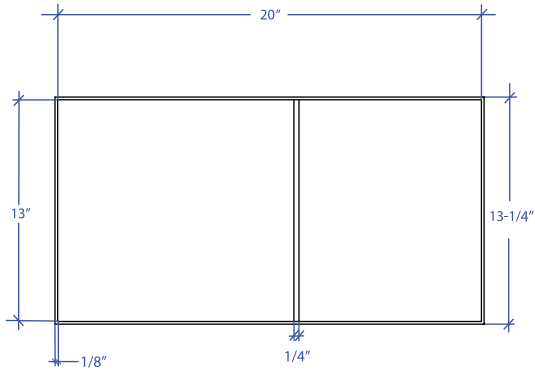


BATLLÓ MBVB-302SB

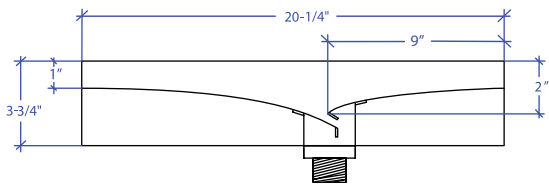


*ADA compliant

- **FEATURES**
16-gauge type 304 stainless steel
- **TECHNICAL INFORMATION**
External dimension: 20-1/4" L x 13-1/4" W x 3-3/4" D
Basin dimensions: 20" L x 13" W x 2-1/4" D
- **FINISHES**
Satin Brushed stainless steel
- **INSTALLATION OPTIONS**
Top-mount
- **DUAL-MOUNT INSTALLATION**



Top-mount



PROJECT INFORMATION

Project			
Date	/ /	QTY	
Specifier			
Contact			
Note			

BATHROOM TOP-MOUNT