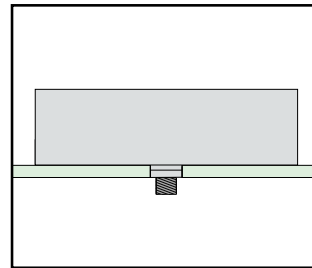
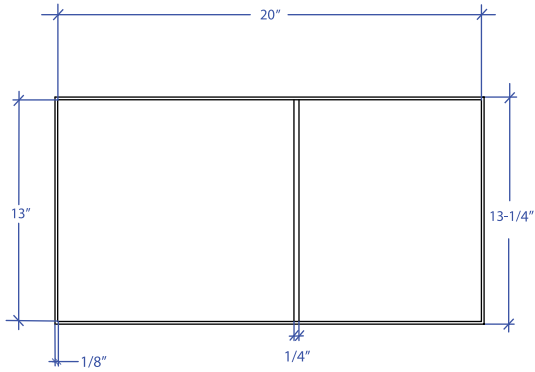


# BATLLÓ MBVB-302GDSB

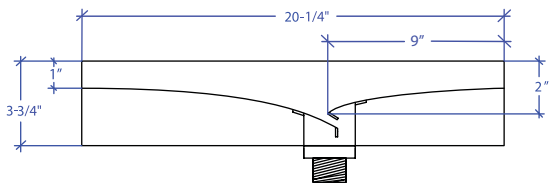


\*ADA compliant

- **FEATURES**  
16-gauge type 304 stainless steel
- **TECHNICAL INFORMATION**  
External dimension: 20-1/4" L x 13-1/4" W x 3-3/4" D  
Basin dimensions: 20" L x 13" W x 2-1/4" D
- **FINISHES**  
Gold PVD Satin Brushed stainless steel
- **INSTALLATION OPTIONS**  
Top-mount
- **DUAL-MOUNT INSTALLATION**



Top-mount



PROJECT INFORMATION			
Project			
Date	/ /	QTY	
Specifier			
Contact			
Note			

BATHROOM TOP-MOUNT