
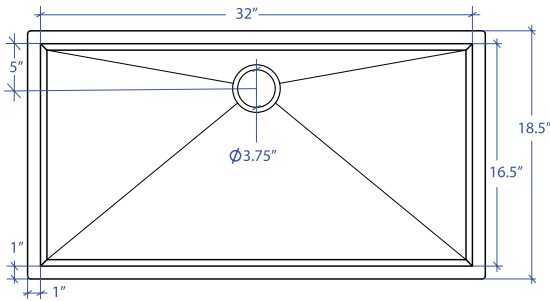


# ORION MOUS-656SB



\*Custom ADA compliant sinks are available



## • FEATURES

16-gauge type 304 stainless steel  
Bevel basin design

## • TECHNICAL INFORMATION

External dimension: 34"Lx18.5"Wx10"D  
Basin dimensions: 32"Lx16.5"Wx10"D  
Rim width: 1"  
Rim thickness: 1/16"

## • FINISHES

Satin brushed stainless steel

## • INSTALLATION OPTIONS

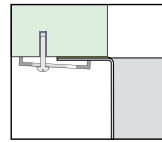
Under-mount

## • MINIMUM CABINET SIZE (I.D.)

Under-mount 37"

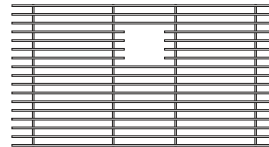
## • US DESIGN PATENT D618,324 S

## • DUAL-MOUNT INSTALLATION




Under-mount

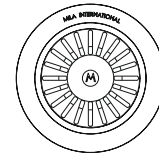
## • ACCESSORY OPTIONS



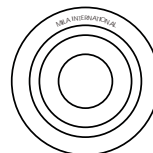
MBG-6513SB  
Basin Grid



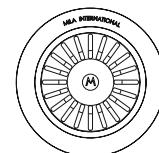
MCB-651BB  
Cutting Board



MKD-101SB  
Strainer



MDC-101SB  
Disposal Collar



MDC-102SB  
Disposal Collar

PROJECT INFORMATION			
Project			
Date	/ /	QTY	
Specifier			
Contact			
Note			