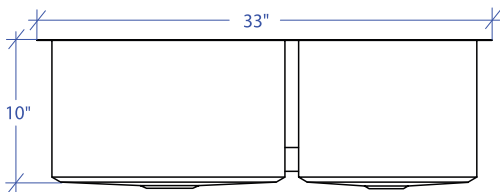
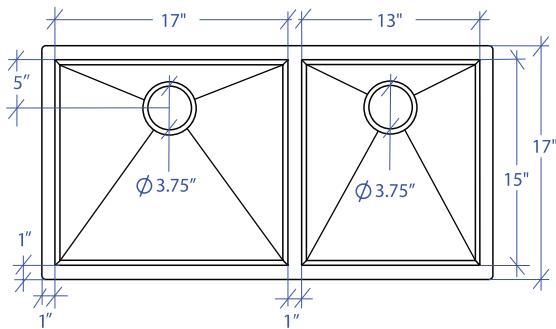


ORION MOUD-503SB

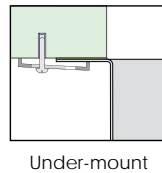


*Custom ADA compliant sinks are available




- FEATURES**
 16-gauge type 304 stainless steel
 Bevel basin design
- TECHNICAL INFORMATION**
 External dimension: 33"Lx17"Wx10"D
 Basin dimensions:
 Left: 17"Lx15"Wx10"D
 Right: 13"Lx15"Wx10"D
 Rim width: 1"
 Rim thickness: 1/16"
- FINISHES**
 Satin brushed stainless steel
- INSTALLATION OPTIONS**
 Under-mount
- MINIMUM CABINET SIZE (I.D.)**
 Under-mount 36"
- US DESIGN PATENT D618,324 S**


- DUAL-MOUNT INSTALLATION**




- ACCESSORY OPTIONS**



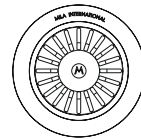
MBG-053SB
Basin Grid



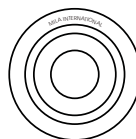
MBG-052SB
Basin Grid



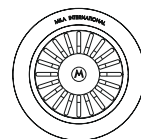
MCB-501BB
Cutting Board



MKD-101SB
Strainer



MDC-101SB
Disposal Collar



MDC-102SB
Disposal Collar

PROJECT INFORMATION			
Project			
Date	/ /	QTY	
Specifier			
Contact			
Note			

UNDER-MOUNT